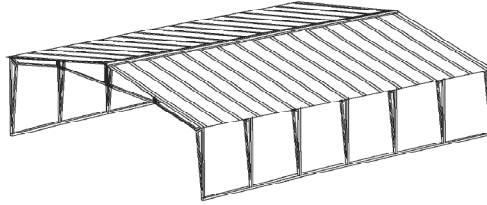




# Carolina Carports, Inc.

## Quality Is Our First Priority.

29 Gauge Steel Roof



J-Trim Available for a finished appearance.

40 wides come in the vertical roof style only.

Sides Close Are Optional.

### Certified Carports

Meet 130 mph winds for the 14 gauge and 12 gauge. Also both will meet 30 psf snowload. (Snow load certifications vary by state please be sure to ask about yours.)

CCI will manufacture & customize carports or garages of different sizes in 13 different colors.

**32'x21'**  
14 Gauge, 6' legs

**32'x21'**  
12 Gauge, 6' legs

**\$4495.00**

130 mph winds and up to 30 psf snowload.

**\$4995.00**

130 mph winds and up to 30 psf snowload.

**40 Wide**

## Certified Carports

Visit us at: [www.carolinacarportsinc.com](http://www.carolinacarportsinc.com)



All major credit cards accepted.

Vertical Roof included in price!  
**Special Low Price!**

Call your local dealer:

**Look at sizes and prices before you buy!**  
**These prices include FREE installation on your level land.**

**NOTE: Frame 1 ft. shorter than roof length-wise.**

**Customer will be required to provide a lift during installation.**

|                   |                     |                     |                     |                     |
|-------------------|---------------------|---------------------|---------------------|---------------------|
| 32 x 21<br>\$4495 | 34 x 21<br>\$4795   | 36 x 21<br>\$5095   | 38 x 21<br>\$5395   | 40 x 21<br>\$5795   |
| 32 x 26<br>\$5395 | 34 x 26<br>\$5695   | 36 x 26<br>\$5995   | 38 x 26<br>\$6295   | 40 x 26<br>\$6595   |
| 32 x 31<br>\$6295 | 34 x 31<br>\$6595   | 36 x 31<br>\$6895   | 38 x 31<br>\$7295   | 40 x 31<br>\$7695   |
| 32 x 36<br>\$7195 | 34 x 36<br>\$7495   | 36 x 36<br>\$7795   | 38 x 36<br>\$8495   | 40 x 36<br>\$8895   |
| 32 x 41<br>\$8095 | 34 x 41<br>\$8395   | 36 x 41<br>\$8895   | 38 x 41<br>\$9695   | 40 x 41<br>\$10095  |
| 32 x 46<br>\$9195 | 34 x 46<br>\$9495   | 36 x 46<br>\$9995   | 38 x 46<br>\$10,895 | 40 x 46<br>\$11,295 |
| 32 x 51<br>\$9995 | 34 x 51<br>\$10,595 | 36 x 51<br>\$11,095 | 38 x 51<br>\$12,095 | 40 x 51<br>\$12,995 |

**T  
O  
P  
S  
  
O  
N  
L  
Y**

|                     |                     |                     |                     |                     |
|---------------------|---------------------|---------------------|---------------------|---------------------|
| 32 x 21<br>\$4995   | 34 x 21<br>\$5295   | 36 x 21<br>\$5595   | 38 x 21<br>\$5895   | 40 x 21<br>\$6295   |
| 32 x 26<br>\$5995   | 34 x 26<br>\$6295   | 36 x 26<br>\$6595   | 38 x 26<br>\$6895   | 40 x 26<br>\$7295   |
| 32 x 31<br>\$6995   | 34 x 31<br>\$7295   | 36 x 31<br>\$7595   | 38 x 31<br>\$7995   | 40 x 31<br>\$8395   |
| 32 x 36<br>\$7995   | 34 x 36<br>\$8295   | 36 x 36<br>\$8595   | 38 x 36<br>\$9195   | 40 x 36<br>\$9595   |
| 32 x 41<br>\$9195   | 34 x 41<br>\$9495   | 36 x 41<br>\$9795   | 38 x 41<br>\$10,495 | 40 x 41<br>\$10,895 |
| 32 x 46<br>\$9995   | 34 x 46<br>\$10,395 | 36 x 46<br>\$10,795 | 38 x 46<br>\$11,795 | 40 x 46<br>\$12,195 |
| 32 x 51<br>\$10,995 | 34 x 51<br>\$11,495 | 36 x 51<br>\$12,095 | 38 x 51<br>\$13,095 | 40 x 51<br>\$13,495 |

### 14 Gauge Standard Height 6'

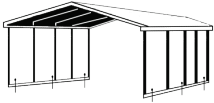
This is our most economical and top selling carport but, doesn't have a warranty. Please see back for additional options.

Copy cats watch out

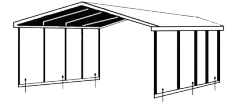
### 12 Gauge Standard Height 6'

20 years limited warranty on rust through of the framing, assuming normal care and maintenance on the 12 gauge ONLY.

CCI 07/26/08



# Option List

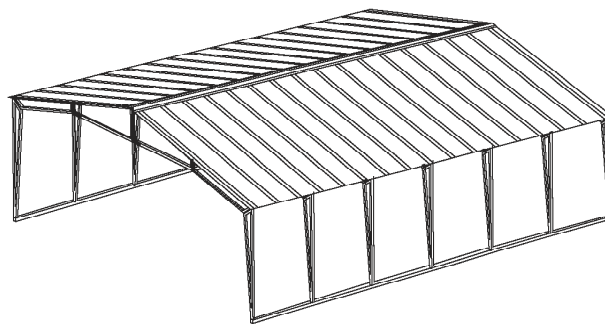


| J-Trim     |          | \$40     | \$50     | \$60     | \$70     | \$80     | \$90     | \$100    |
|------------|----------|----------|----------|----------|----------|----------|----------|----------|
| Leg Height |          | 21' Long | 26' Long | 31' Long | 36' Long | 41' Long | 46' Long | 51' Long |
| Height     | 7' Legs  | \$180    | \$220    | \$250    | \$290    | \$330    | \$370    | \$400    |
|            | 8' Legs  | \$360    | \$440    | \$500    | \$580    | \$660    | \$740    | \$800    |
|            | 9' Legs  | \$540    | \$660    | \$750    | \$870    | \$990    | \$1110   | \$1200   |
|            | 10' Legs | \$720    | \$880    | \$1000   | \$1160   | \$1320   | \$1480   | \$1600   |
|            | 11' Legs | \$900    | \$1100   | \$1250   | \$1450   | \$1650   | \$1850   | \$2000   |
|            | 12' Legs | \$1080   | \$1320   | \$1500   | \$1740   | \$1980   | \$2220   | \$2400   |

\* Vertical sides and ends included in price.

| Leg Height        |          | 21' Long | 26' Long | 31' Long | 36' Long | 41' Long | 46' Long | 51' Long |
|-------------------|----------|----------|----------|----------|----------|----------|----------|----------|
| Both Sides Closed | 6' Legs  | \$550    | \$625    | \$750    | \$875    | \$1000   | \$1120   | \$1250   |
|                   | 7' Legs  | \$625    | \$710    | \$850    | \$995    | \$1135   | \$1270   | \$1420   |
|                   | 8' Legs  | \$705    | \$875    | \$1045   | \$1220   | \$1400   | \$1565   | \$1740   |
|                   | 9' Legs  | \$705    | \$875    | \$1045   | \$1220   | \$1400   | \$1565   | \$1740   |
|                   | 10' Legs | \$800    | \$1000   | \$1155   | \$1350   | \$1540   | \$1730   | \$1920   |
|                   | 11' Legs | \$845    | \$1045   | \$1210   | \$1430   | \$1795   | \$1850   | \$2055   |
|                   | 12' Legs | \$900    | \$1100   | \$1265   | \$1515   | \$1915   | \$1970   | \$2185   |

| Leg Height      |          | 32' Wide | 34' Wide | 36' Wide | 38' Wide | 40' Wide |
|-----------------|----------|----------|----------|----------|----------|----------|
| Each End Closed | 6' Legs  | \$1680   | \$1760   | \$1870   | \$1955   | \$2035   |
|                 | 7' Legs  | \$1845   | \$1925   | \$2035   | \$2120   | \$2200   |
|                 | 8' Legs  | \$1900   | \$1980   | \$2090   | \$2175   | \$2255   |
|                 | 9' Legs  | \$1955   | \$2035   | \$2145   | \$2230   | \$2310   |
|                 | 10' Legs | \$2120   | \$2200   | \$2310   | \$2395   | \$2475   |
|                 | 11' Legs | \$2175   | \$2255   | \$2365   | \$2450   | \$2530   |
|                 | 12' Legs | \$2230   | \$2310   | \$2420   | \$2505   | \$2585   |



|   |  |   |  |   |  |
|---|--|---|--|---|--|
| <p><u>Frameouts</u></p> <p>Window \$50.00</p> <p>Walk-In Door \$75.00</p> <p>Garage Door \$100.00</p> |  | <p><u>Gable End</u></p> <p>\$ 400</p> <p>All sizes up to 40' wide</p> |  | <p><u>Connection Fee</u></p> <p>Carports connected end to end add \$200</p>   |  |
| <p><u>Walk-in Door</u></p> <p>32" x 72" \$ 175.00</p> <p>36" x 80" \$ 200.00</p>                      |  | <p><u>Window</u></p> <p>30" x 30" \$150</p>                           |  | <p><u>Garage Doors</u></p> <p>6' x 6' \$250.00</p> <p>8' x 8' \$300.00</p> <p>9' x 8' \$350.00</p> <p>10' x 8' \$400.00</p> <p>10' x 10' \$450.00</p> <p>(White Only)</p> |  |

© Copyright Carolina Carports Inc. All Rights Reserved

NC, SC, GA, TN, KY, VA, WV, AL, TX, OK, LA, AR, MO, KS, IL, IA, NE, MS, IN, OH, PA, MD, DE, NJ, NY, DC